

# Roadmap to Health Care Safety for Massachusetts

APRIL 2023



**BETSY  
LEHMAN  
CENTER**  
for Patient Safety

MASSACHUSETTS  
HEALTHCARE SAFETY & QUALITY  
CONSORTIUM



**BETSY  
LEHMAN  
CENTER**  
for Patient Safety

**EXECUTIVE DIRECTOR**

**Barbara Fain**

**BOARD MEMBERS**

**Andrea J. Campbell**

Attorney General

**Kate Walsh**

Secretary of Health  
and Human Services

**Layla R. D'Emilia**

Undersecretary of Consumer  
Affairs and Business Regulation

**Lauren Peters**

Executive Director of the Center  
for Health Information and Analysis

## PREFACE AND ACKNOWLEDGMENTS

### ABOUT THE CONSORTIUM

The Massachusetts Healthcare Safety and Quality Consortium is an unprecedented public-private undertaking that recognizes the potential for major breakthroughs in reducing preventable harm through a sustained multi-stakeholder effort to drive transformative, systemic change. The Consortium draws upon the deep expertise of the Commonwealth's health care community, bringing together over 35 organizations, including providers, patients, government agencies, and others, who play a role in the delivery, payment, or oversight of health care.

Recognizing Massachusetts' long history of successful collaboration and leadership around urgent health policy issues, the Consortium's first decision was to set a bold aim: a health care system in which providers — in partnership with patients, policymakers, payers and other experts — continuously strive to eliminate preventable patient harm and improve the safety of staff in and across all settings where care is delivered in the Commonwealth.

The *Roadmap to Health Care Safety for Massachusetts* outlines a set of goals and specific strategies and action steps to propel investment and improvement across the Commonwealth's health care continuum. Its purpose is to guide and sustain progress toward these goals over time. Like any strategic plan, it will help stakeholders set priorities, invest in high impact initiatives, and avoid low-yield distractions.

### MASSACHUSETTS HEALTHCARE SAFETY AND QUALITY CONSORTIUM MEMBERS

- 1199 SEIU (Tim Foley, MPA)
- Ariadne Labs (Evan Benjamin, MD, MS; Susan Gullo\*, RN, MS)
- Blue Cross Blue Shield of Massachusetts (Chrissy Allen, RN, CCM; Karl Laskowski, MD, MBA; Erika Wilkinson, JD; Katherine Dallow\*, MD, MPH, CPE; Sandhya Rao\*, MD)
- Board of Registration in Dentistry
- Board of Registration in Nursing (Heather Cambra, RN, JD; Claire MacDonald, DNP, RN; Patricia McNamee, MS, RN)
- Board of Registration in Pharmacy
- Center for Health Information and Analysis (Lisa Ahlgren, MPH; Ray Campbell\*, JD, MPA)
- Coverys (Josh Hyatt, DHS, MBE, MHL, DFASHRM, CPHRM, HEC-C, CPPS; Robert Hanscom\*, JD; Susan Montminy\*, EdD, MPA, RN, CPHRM, CPPS; Lisa Simm\*, RDN, MBA, CPPS, CPHQ, CPHRM, FASHRM)
- CRICO (Patricia Folcarelli, RN, MA, PhD; Mark Reynolds; Bessie Manley Szum, RN, MPA/HA)
- Disability Policy Consortium (Dennis Heaphy, DMin, MPH, MEd, MDiv)
- Department of Public Health Bureau of Health Professions Licensure: Multi-Boards (Steven Joubert, LMHC, LNHA)
- Executive Office of Health and Human Services (Lauren Peters\*, JD)
- Greater Boston Interfaith Organization (Paul Hattis, MD, JD, MPH)
- Health Navigator Partners (Nicola Truppin, JD)
- Health Policy Commission (Kelly Hall)
- Healthcentric Advisors (H. John Keimig, MHA, FACHE)
- Latino Health Insurance Program, Inc. (Milagros Abreu, MD, MPH)
- Lown Institute (Paul Hattis, MD, JD, MPH)
- Massachusetts Association of Ambulatory Surgery Centers (Gregory DeConciliis, PA-C, CASC)
- Massachusetts Association of Behavioral Health Systems (Michael Krupa, EdD)

- Massachusetts Association of Health Plans (Lynda Jackson, MS in Health Management; Lora Pellegrini, JD)
- Massachusetts Chapter of Pediatric Nurse Practitioners (Julianne Nemes Walsh, DNP, PNP-BC)
- Massachusetts Coalition for the Prevention of Medical Errors (Yvonne Cheung, MD, MPH, MBA; Paula Griswold, MS)
- Massachusetts Department of Mental Health (Teresa Anderson, PhD, MSW)
- Massachusetts Health and Hospital Association (Robert Haffey, MBA, MSN; Patricia Noga, PhD, RN, NEA-BC, FAAN; Sara Toomey, MD, MPhil, MPH, MSc; Jonathan Finkelstein\*, MD, MPH; Valerie Fleishman\*, MBA; Kim Hollon\*, FACHE, MHA)
- Massachusetts League of Community Health Centers (Barbara Proffitt, RN, BHA)
- Massachusetts Medical Society (Maryanne Bombaugh, MD, MSc, MBA, CPE, FACOG; Yael Miller, MBA)
- Massachusetts Senior Care Association (Tara Gregorio)
- Massachusetts Society of Health-System Pharmacists (Shannon Manzi, PharmD, BCPPS, FPPA)
- Massachusetts Health Quality Partners (Andrew D'Amour; Barbara Rabson, MPH)
- Office of Consumer Affairs and Business Regulation (Edward Palleschi\*)
- Office of the Attorney General (Sandra Wolitzky, JD)
- Organization of Nurse Leaders (Amanda Stefancyk Oberlies, PhD, MBA, RN, FAAN)
- Patient and Family Engagement at the Beth Israel Deaconess Medical Center (Nicola Truppin, JD)
- Pappas Rehabilitation Hospital for Children, Department of Public Health (Mary Beth Miotto\*, MD, MPH; Roberlyne Cherfils\*, MPA)
- Quality and Patient Safety Division of the Board of Registration in Medicine (Daniela Brown, MSN, RN, CIC; Julian N. Robinson, MD)

The *Roadmap* is a product of thousands of hours of work on the part of Consortium members and more than 115 other individuals who contributed their knowledge and expertise to the Consortium's four task forces. Task force members met regularly and in a series of smaller work groups to review existing literature on patient safety topics, deliberate on strategies, identify resources and lay out a series of potential action steps that will help Massachusetts meet the *Roadmap's* five ambitious goals.

### TASK FORCE MEMBERS

#### CONTINUOUS ORGANIZATIONAL LEARNING AND IMPROVEMENT

- Nicolas Argy, MD, JD (Co-Chair), Massachusetts Medical Society, Argy Consulting
- Tobie Atlas, M.Ed, Beth Israel Deaconess Medical Center
- Taruna Banerjee, MPH, CPPS, Cambridge Health Alliance
- Maryanne Bombaugh, MD, MSc, MBA, CPE, FACOG, Massachusetts Medical Society, Cape Cod Community Health Center
- Daniela Brown, MSN, RN, CIC, Quality and Patient Safety Division of the Board of Registration in Medicine
- Kena Drumgo, Patient Experience Representative
- Will Erickson, MPH, SHARE Union, UMASS Memorial Health Care
- Paula Griswold, MS (Co-Chair), Massachusetts Coalition for the Prevention of Medical Errors
- Dennis Heaphy, DMin, MPH, MEd, MDiv, Disability Policy Consortium
- Kim Hollon\*, FACHE, MHA, Signature Healthcare
- Cheralyn Johnson, FNP-BC, IA, MSN, RN (Co-Chair), Community Technology Cooperative, North Shore Community Health Center
- Pamela Linzer, PhD, RN, NEA-BC, Brigham and Women's Hospital
- Helen Magliozzi, BSN, Massachusetts Senior Care Association
- Margaret Quinn, ScD, CIH, Safe Home Care Project, University of Massachusetts Lowell
- Julian N. Robinson, MD, Newton-Wellesley Hospital
- Lisa Simm\*, RDN, MBA, CPPS, CPHQ, CPHRM, FASHRM, Emerson Hospital

## ROADMAP TO HEALTH CARE SAFETY FOR MASSACHUSETTS

- Lauge Sokol-Hessner, MD, CPPS, University of Washington Medicine, formerly Beth Israel Deaconess Medical Center
- Ellana Stinson, MD, MPH, New England Medical Association
- Bert Thurlo-Walsh, MM, RN, CPHQ, FABC, Milford Regional Medical Center
- David Tringali, MPP, Massachusetts Department of Mental Health
- Gail Tsimpresa, PhD, RNPC-BC, McLean Hospital

### LEADERSHIP AND GOVERNANCE

- Maryanne Bombaugh, MD, MSc, MBA, CPE, FACOG (Co-Chair), Massachusetts Medical Society, Cape Cod Community Health Center
- Jessica Calabrese, BSDH, MPA, Community Health Center of Franklin County
- Charles Cavagnaro III, MD, FACP, UMASS Memorial Community Hospitals
- James Colbert, MD, MBA, Memora Health
- Andy Colby\*, R.Ph, MBA, formerly Health New England
- Connie Crowley Ganser, MS, RN, Quality Health Care Strategies
- William Fischer, MBA, Marlborough Hospital
- Marcia Fowler, MA, JD, Bournemouth Health Systems
- Arlan Fuller, MD, Winchester Hospital
- Randy Gonchar, MBA, Beth Israel Deaconess Medical Center
- Paula Griswold, MS, Massachusetts Coalition for the Prevention of Medical Errors
- Dani Hackner, MD, MBA, Southcoast Hospitals Group
- Kim Hollon\*, FACHE, MHA, Signature Healthcare
- Noreen Johnson Smith\*, MPH, formerly Family Health Center of Worcester
- H. John Keimig, MHA, FACHE, Healthcentric Advisors
- Brian Kelly, MD, Sturdy Memorial Hospital
- Doug Salvador, MD, MPH (Co-Chair), Baystate Health
- Barbara Spivak, MD (Co-Chair), Massachusetts Medical Society, Mount Auburn Cambridge Independent Practice Association (MACIPA)

### MEASUREMENT AND TRANSPARENCY

- Teresa Anderson, PhD, MSW, Massachusetts Department of Mental Health
- Ivyruith Andreica, PharmD, BSN, FISMP (Co-Chair), Medication Safety Consultant
- David Bates, MD, MSc (Co-Chair), Mass General Brigham, Brigham and Women's Hospital, Harvard Medical School
- Akriti Bhambi\*, M.Ed, formerly Massachusetts Health and Hospital Association
- Maryanne Bombaugh, MD, MSc, MBA, CPE, FACOG, Massachusetts Medical Society, Cape Cod Community Health Center
- Ray Campbell\*, JD, MPA, Center for Health Information and Analysis
- Isaac Chua, MD, MPH, Harvard Medical School, Brigham and Women's Hospital, Dana-Farber Cancer Institute
- Sonali Desai, MD, MPH, Brigham and Women's Hospital
- Patricia Folcarelli, RN, MA, PhD, CRICO
- Paula Griswold, MS, Massachusetts Coalition for the Prevention of Medical Errors
- Robert Haffey, MBA, MSN, Signature Healthcare
- Robert Hanscom\*, JD, Coverys
- Paul Hattis, MD, JD, MPH, Lown Institute
- Emily Herman, Patient Experience Representative
- Josh Hyatt, DHS, MBE, MHL, DFASHRM, CPHRM, HEC-C, CPPS, Coverys
- Amina Khan, PhD, Center for Health Information and Analysis
- Benjamin Kruskal, MD, PhD, FAAP, FIDSA, Blue Cross Blue Shield of Massachusetts, formerly Tufts Medicine Integrated Network
- Elizabeth Leahy, Esq., Massachusetts Association of Health Plans
- Patricia McGaffigan, MS, RN, CPPS, Institute for Healthcare Improvement
- Judith Melin, MA, MD, FACP, Massachusetts Medical Society, Beth Israel Lahey Health
- Elizabeth Mort, MD, MPH, Massachusetts General Hospital, Mass General Brigham, Harvard Medical School
- Christin Price, MD, Perinatal-Neonatal Quality Improvement Network of Massachusetts (PNQIN)
- Barbara Proffitt, RN, BHA, Massachusetts League of Community Health Centers
- Barbra Rabson, MPH (Co-Chair), Massachusetts Health Quality Partners

- Eric Reines, MD, FACP, Element Care PACE
- Frank Robinson, PhD, Baystate Health
- Matthew Salmon, PT, MHP, MBA, SALMON Health and Retirement
- Luke Sato, MD, CRICO
- Mark Schlesinger, PhD, Yale School of Public Health
- Michael Stanek, Health Policy Commission
- Lakshman Swamy, MD, MBA, MassHealth
- Susan Todd, MEd, Patient Experience Representative
- Huong Trieu, PhD, Center for Health Information and Analysis
- Sandra Wolitzky, JD, Massachusetts Attorney General's Office
- Wei Ying, MS, MBA, Blue Cross Blue Shield of Massachusetts

### SUPPORT FOR PATIENTS, FAMILIES, CLINICIANS, AND STAFF

- Emily Almeda-Lopez, MPP (Co-Chair), Disability Policy Consortium
- Michelle Anderson, RN, BSN, Patient Experience Representative
- Maryanne Bombaugh, MD, MSc, MBA, CPE, FACOG, Massachusetts Medical Society, Cape Cod Community Health Center
- Isaac Chua, MD, MPH (Co-Chair), Harvard Medical School, Brigham and Women's Hospital, Dana-Farber Cancer Institute
- Nicole Croteau, BSN, SALMON Health and Retirement
- Patricia Folcarelli (Co-Chair), RN, MA, PhD, CRICO
- Paula Griswold, MS, Massachusetts Coalition for the Prevention of Medical Errors
- Therese Hudson-Jinks, MSN, RN, NEA-BC, Tufts Medical Center
- Steven Joubert, LMHC, LNHA, Massachusetts Department of Public Health, Bureau of Health Professions Licensure
- Allison Lilly, LICSW, CEAP, Mass General Brigham Employee Assistance Program
- Beverly Loudin, MD, MPH, Patient Safety Expert
- Steven Metz, MD, PhD, Massachusetts Medical Society
- Patricia Noga, PhD, RN, NEA-BC, FAAN, Massachusetts Health and Hospital Association
- Lucilia Prates-Ramos, Massachusetts Senior Medicare Patrol (SMP) Program, AgeSpan
- Robert Roose, MD, MPH, Mercy Medical Center
- Laura Taylor, MBA, Caring Health Center
- Nicola Truppin, JD, Health Navigator Partners, Patient and Family Engagement at the Beth Israel Deaconess Medical Center
- Deborah Washington, RN, PhD, Massachusetts General Hospital

The Consortium and the Betsy Lehman Center for Patient Safety would also like to thank a number of individuals for their wise counsel, review of the Roadmap before publication, or other contributions, especially: Donald M. Berwick, MD, President Emeritus and Senior Fellow at the Institute for Healthcare Safety Improvement; Richard C. Boothman, JD, Boothman Consulting LLC; Troyen A. Brennan, MD, Adjunct Professor, Harvard T.H. Chan School of Public Health; Michael Doonan, PhD, Executive Director of the Massachusetts Health Policy Forum at Brandeis University's Heller School of Policy and Management; Tejal K. Gandhi, MD, Chief Safety and Transformation Officer at Press Ganey; Erin N. Grace, MHA, Acting Director, Center for Quality Improvement and Patient Safety at Agency for Healthcare Research and Quality; Robert Hanscom, JD; Kim Hollon, FACHE, MHA; and Philip W. Johnston, Chairman of the Massachusetts Health Policy Forum. Finally, we would like to acknowledge the tremendous contributions of Lisa Simm to the Consortium's work before her untimely death in 2021. She was both a thoughtful leader and a willing partner in many health care safety efforts during her career at Coverys and Emerson Health and is truly missed.

\*An asterisk denotes a former representative on one of the Task Forces or the Massachusetts Healthcare Safety and Quality Consortium who contributed to the development of the *Roadmap to Health Care Safety*, but has since moved on in role or organization.

**TABLE OF CONTENTS**

- I. BACKGROUND ..... 6
  - The persistent challenge of eliminating preventable harm in health care ..... 6
  - The current health care safety landscape in Massachusetts ..... 6
  - Impact of the pandemic on health care safety ..... 6
- II. THE ROAD AHEAD..... 7
  - What’s holding back progress on health care safety? ..... 7
  - What will it take to break through? ..... 7
  - The time is right for Massachusetts to take bold action on safety..... 8
  - Massachusetts can lead the way ..... 8
- III. *ROADMAP TO HEALTH CARE SAFETY FOR MASSACHUSETTS* ..... 9
  - Approach and theory of change ..... 9
  - **GOAL 1: Leadership and Culture** ..... 10
  - **GOAL 2: Operations and Engagement** ..... 12
  - **GOAL 3: Patient and Family Support** ..... 14
  - **GOAL 4: Workforce Well-being** ..... 15
  - **GOAL 5: Measurement and Transparency** ..... 16
- IV. CONCLUSION ..... 19
- REFERENCES ..... 20
- APPENDIX I: GLOSSARY OF TERMS ..... 22
- APPENDIX II: CONTINUOUS IMPROVEMENT SYSTEM..... 24

## I. BACKGROUND

### THE PERSISTENT CHALLENGE OF ELIMINATING PREVENTABLE HARM IN HEALTH CARE

In recent decades, the United States health care system has made unprecedented strides in improving and extending the lives of patients through research and innovation. These achievements, however, have been accompanied by forces that have made health care delivery more complex, time-pressured, insufficiently coordinated, and, ultimately, more prone to error.

Betsy Lehman’s death from an overdose of chemotherapy at a leading Massachusetts hospital<sup>1</sup> and the publication of seminal research revealing the high incidence of preventable medical harm events in the early 1990s<sup>2,3</sup> combined to catalyze a national movement to improve patient safety.<sup>4</sup>

Since then, considerable gains have been made, particularly by hospitals<sup>5</sup> whose leaders have established cultures of safety and invested in processes and structures known to support safe operations.<sup>6,7</sup> Because of these efforts, we now have a much better understanding of how to reduce risks of harm and have amassed a body of evidence-informed approaches for improving certain safety outcomes.<sup>8,9</sup>

Yet despite more than two decades of work to improve safety at the state, national, and international levels — much of it led by institutions and experts based in Massachusetts — efforts are stalled.<sup>10</sup> Health care across the entire continuum of care is still not nearly as safe as it could be.<sup>11,12</sup>

Massachusetts has a long history of breakthroughs on intractable health system challenges. Through public-private partnership, we are well-positioned to chart a new course by leveraging proven strategies that will advance not only safety but progress on other priorities, including health equity, workforce well-being, improved patient experience, and operational efficiencies that reduce delays in patient care and lower costs.

#### WHAT DO WE MEAN BY HEALTH CARE SAFETY?

- Enabling conditions that foster safe practices and prevent harm to tens of thousands of people each year across the Massachusetts continuum of care
- Eliminating disparities in safety outcomes, including those related to race, ethnicity, age, disability, sex, and gender

### THE CURRENT HEALTH CARE SAFETY LANDSCAPE IN MASSACHUSETTS

Insufficient data makes it impossible to get a clear view of the incidence of preventable harm events, the main contributors to those events, and what progress provider organizations and others are making to reduce the risk of harm.<sup>13</sup> Here is what we do know:

- Research by the Betsy Lehman Center, shortly before the start of the COVID-19 pandemic, identified almost 62,000 cases of preventable harm to Massachusetts patients in a single year. These incidents resulted in over \$617 million in excess health insurance claims — over one percent of total health care spending that year.<sup>14</sup> They occurred in health care settings across the state’s continuum of care, demonstrating that unsafe care is not confined to particular settings and that it is not a problem that can be solved by weeding out individual “bad apples.”
- Concurrent research by the Center revealed that at least 1 in 5 Massachusetts residents had experienced a medical error in their own care or in the care of a household or close family member in the previous five years. Many of these events exacted long-lasting physical, emotional, and financial tolls, including loss of trust in health care providers and avoidance of health care.<sup>15</sup>
- A recently published study of 11 Massachusetts hospitals using 2018 data found that 7 percent of patient admissions involved a preventable adverse event.<sup>16</sup>
- Disparities in safety outcomes based on race, ethnicity, age, disability, sex, gender, and more are well-documented.<sup>17,18</sup> Today, no patient — no matter how well-informed or resourced — is free from the risk of preventable harm. But, as is the case nationally,<sup>19</sup> whenever data are available, they almost always show worse health care safety outcomes among historically underserved and underrepresented populations.<sup>20,21</sup>
- Health care workers experience the highest rates of injuries from workplace violence of any occupation,<sup>22</sup> and incidents of assault, verbal abuse, and threats have consistently risen since 2020.<sup>23</sup> They also are at risk of workplace injuries from clinical and nonclinical job duties such as manually lifting and transferring patients and handling hazardous materials.<sup>24,25</sup>

### IMPACT OF THE PANDEMIC ON HEALTH CARE SAFETY

Although the challenges of delivering reliably safe health care long predate COVID-19, the pandemic has exacerbated preexisting weaknesses in the culture and operations of provider organizations across the care

continuum.<sup>26</sup> In the years leading up to the pandemic, progress had been made in the reduction of certain preventable patient harm events, particularly health care-associated infections targeted by government pay-for-performance programs.<sup>27</sup> However, the more recent erosion of many of these gains<sup>28</sup> underscores the need for continuous attention to safety culture and resilient infrastructures.<sup>29</sup>

Increased workplace stress and violence during the pandemic also have had deleterious effects on the Massachusetts health care workforce. A recent state study documents a vicious cycle in which difficult working conditions have led to premature nurse departures from hospital employment, resulting in staffing shortages and disruptions that worsen continuity of care<sup>30</sup> — a known contributor to patient harm events.<sup>31,32</sup> Low levels of workforce well-being and high levels of burnout are associated with poor patient safety outcomes, including medical errors.<sup>33,34</sup>

Hospitals are where most of the attention and progress on safety has been to date. Yet as more care shifts from hospitals to ambulatory and long-term care settings — including people’s homes — evidence points to specific risks<sup>35,36</sup> and a growing incidence of serious harm events in locations that have less experience and capacity to recognize and address the risks.<sup>37,38</sup>

## II. THE ROAD AHEAD

### WHAT’S HOLDING BACK PROGRESS ON HEALTH CARE SAFETY?

The availability of proven approaches for improving safety culture and operations means that there is now enormous potential for progress not only on health care safety but on other organizational and statewide health care priorities that will benefit from these interventions. To achieve these gains, however, Massachusetts will need to address a combination of low awareness and expectations, implementation and change management hurdles, and misaligned incentives.

The preventable harm events suffered by tens of thousands of Massachusetts patients and health care workers each year rarely become known to anyone beyond the immediate circles of those directly involved. Low visibility has led to a widespread belief that these are isolated incidents that can be addressed through the medical malpractice system or that they are simply random, unavoidable byproducts of health care. Most people reasonably assume that essential safeguards already are in place and are unaware of the weak points in safety culture and operations behind many harm events.<sup>39,40</sup>

Low awareness and expectations are two reasons why health care safety has not made it to the top of the list of priorities for most providers, payers, and policymakers. But beyond vision and attention, the work leaders must do to change their organizations’ culture and operations to enable continuous improvement is not easy, and improvement within organizations without the right contextual support is unlikely to succeed.<sup>41</sup> Resources such as technical assistance and collaborative peer learning activities, among other implementation components, have been shown to help provider organizations implement improvements — and get better results<sup>42,43</sup> — but they are not widely available.

Finally, our payment and regulatory incentive structures do not consistently promote accountability for safety across the continuum of care.

### WHAT WILL IT TAKE TO BREAK THROUGH?

It is said that “everyone plays a role in safety” within health care provider organizations. Big gains will require sustained, collective action at the state level, with many critical roles to be played beyond the walls of those organizations.

Only those who deliver health care services can implement the safety improvements needed. But payers and policymakers can both allocate resources to support providers and better align incentives with safety goals. They can fund or sponsor technical assistance programs, collaborative peer learning opportunities, and other resources to support provider organizations in building safety culture and implementing continuous improvement systems that engage all staff in seeing and solving problems as part of their daily work. They can recognize and reward provider organization investments and performance on safety as they do on other priorities like cost containment, improvement on key quality metrics, patient experience, and health equity. They also can establish accountability structures for safety through safety education standards as well as better-designed and appropriately resourced state systems for measurement and transparency.

In addition, patients and families are reliable, but underutilized, observers of safety risks and errors.<sup>44</sup> With support from their health care teams, patients and families representing the diversity of the communities served by their provider organizations can contribute to the work of safety improvement.<sup>45</sup>

## THE TIME IS RIGHT FOR MASSACHUSETTS TO TAKE BOLD ACTION ON SAFETY

Given the pressures on the health care system exacerbated by the pandemic, the time is right to put safety on the Massachusetts health policy agenda.

Safety improvement can be a gateway to workforce well-being and retention, positive patient experience, equity, operational excellence, and quality. The capacities that provider organizations need to deliver reliably safe care are identical to the human and operational capacities they need to succeed on these other priorities and include:

- High-functioning teams that have the awareness, training, and psychological safety they need to carry out their respective roles;
- Timely, actionable information about performance from diverse sources, including those on the frontlines — clinicians and staff, and patients and families;
- Operational capacity to routinely and continuously recognize and solve problems; and
- Leadership committed to engaging frontline staff and patients in the work within a culture of safety.

With respect to workforce burnout and attrition, those problems will not be solved until provider organizations and their leaders address both the human and operational dimensions of health care safety. Frontline workers do not quit health care because the work is hard. Some cite the moral distress that comes from an inability to do their jobs the way they should be done. This disconnect stems from low value administrative burdens and the sense that they have little input or influence over workplace culture and structures.<sup>46</sup>

## The Human and Operational Drivers of Health Care Safety



### MASSACHUSETTS CAN LEAD THE WAY

The following *Roadmap to Health Care Safety* takes to the next level the learnings from over two decades of pioneering work. It defines a set of goals, strategies, and action steps to support and motivate progress through:

- Public-private investment in a coordinated set of learning resources and tools to help provider organizations implement and sustain appropriately scaled continuous improvement systems that prevent harm through routine identification and action on safety issues; and
- Accountability structures that, through measurement and transparency, incentivize leaders of provider organizations to prioritize and act upon safety and reward them when they do.

Real progress will require all Massachusetts health care provider organizations to rethink not only the fundamentals of their care delivery models, but how they prioritize safety for their patients, clinicians, and staff. It also will require a sustained and coordinated statewide policy approach that encourages provider initiative on safety, holds health care leaders accountable, and supports patients, families, clinicians, and staff in preventing and responding appropriately to harm events.



## III. ROADMAP TO HEALTH CARE SAFETY FOR MASSACHUSETTS

The *Roadmap to Health Care Safety* is a statewide strategic plan that sets forth a vision and goals to propel investment, action, and transformative change on safety across the Commonwealth’s health care continuum. Like any strategic plan, the *Roadmap* helps Massachusetts set priorities, invest in high impact initiatives, and avoid low-yield distractions. It also aligns the state’s work with promising initiatives and resources beyond our borders, including the *National Action Plan to Advance Patient Safety*<sup>47</sup>.

### APPROACH AND THEORY OF CHANGE

The *Roadmap* lays out a long-term, phased approach aimed at breaking through the barriers that have stood in the way of progress for decades. It recognizes that everyone plays a role in health care safety, and that health care settings across the state’s continuum of care must prioritize safety as a core value and act to operationalize it, supported by appropriate resources and incentives from payers and policymakers.

The *Roadmap*’s goals, strategies, and action steps are aligned with three dimensions of change:



**Inform:** Build essential awareness, knowledge, and skills to enable everyone to recognize and fulfill their roles in health care safety

**Why** Leaders, managers, and frontline staff need a shared understanding of the foundations of safety to work as a team



**Implement:** Provide tools, peer learning opportunities, and other resources to support provider organizations in advancing safety

**Why** Knowledge alone is not enough to build a safety culture and improve outcomes



**Incentivize:** Motivate everyone to prioritize and invest in safety improvement with particular focus on those in leadership roles

**Why** Accountability structures and incentives that reward leadership engagement will accelerate change

The *Roadmap* is structured around five statewide goals related to:

1. Leadership and Culture
2. Operations and Engagement
3. Patient and Family Support
4. Workforce Well-being
5. Measurement and Transparency

Associated with each goal are strategies to drive steady progress. The Consortium and its task forces deliberated on an array of specific action steps for executing these strategies, taking into account the wide variations in complexity, readiness, and other characteristics and capacities of diverse provider organizations. Tactical, programmatic, and policy approaches to achieve these strategies will be shared separately and will iterate as the work progresses.

### GUIDING PRINCIPLES

Roadmap strategies and actions will:

1. Move the health care system toward a mindset of zero tolerance for defects that can result in physical or emotional harm to patients, families, and staff;
2. Support approaches to continuous, proactive safety improvement that break down silos and enable all stakeholders to carry out their respective roles;
3. Promote a “just culture” by adopting a fair and consistent approach to safety improvement that fosters psychological safety in the health care workforce and holds leadership accountable for breakdowns and shortfalls;
4. Advance health equity through the elimination of disparities in safety and quality outcomes on the basis of race, ethnicity, age, disability, sex, gender, language, and economic factors;
5. Encourage an approach to health care and safety that maximizes the benefits of co-production, recognizing that patients and families provide expertise essential to person-centered care;
6. Reduce low-value administrative burdens; and
7. Remove all forms of waste from work, making it easier to do the right thing.

## GOAL 1: Leadership and Culture



**All leaders of health care provider organizations across the continuum of care make safety a core value and enduring priority, continuously act to advance safety culture and operations, and are accountable for safety performance.**

### WHY THIS IS IMPORTANT

All provider organizations have leaders — from the owners of small office practices and clinics to the chief executive officers and board members of large hospitals — who set the priorities, drive the culture, and are ultimately responsible for safety outcomes at their organizations.<sup>48</sup> Reliably safe health care will be realized only when all leaders embrace safety as a preeminent core value and make it an enduring priority visible in everyday operations and interactions at the highest level of an organization's leadership.<sup>49</sup>

This goal is rooted in evidence that provider organizations whose leaders demonstrate a commitment to safety perform better on measures of safety and quality than their peers.<sup>50,51</sup>

### CHALLENGES

Leadership proficiency and engagement in health care safety varies across the continuum of care, and the role of governing bodies, executive leaders, and practice owners in fostering a culture of safety is not consistently understood or practiced.

For provider organizations with governing bodies, board members may not be aware of their role on safety or have what they need to assess safety performance and oversee improvement.

Change management is difficult work that requires leaders to simultaneously address the human and operational drivers of safety improvement. During this period of pandemic recovery, leaders are being called upon to address an array of challenges, including workforce staffing issues, that demand new thinking and approaches.

### STRATEGIES

- 1.1** Increase the proficiency of board members, executive leaders, and owners on leading and sustaining safety culture and continuous improvement systems through curricula, peer learning opportunities, toolkits, and other resources.

- 1.2** Establish educational standards on safety for leaders and governing bodies.
- 1.3** Recognize board members, executive leaders, and owners who achieve high levels of competence and commitment to safety for patients, families, and the workforce.
- 1.4** Reward exemplary performance and progress on continuous safety improvement through reduced liability insurance premiums and higher reimbursement rates.

### WHAT SUCCESS LOOKS LIKE

Leaders and governing bodies of Massachusetts health care provider organizations across the care continuum:

- Study, understand and embrace safety principles, systems thinking, and improvement science.
- Strive to eliminate preventable harm to their patients, clinicians and staff.
- Stay informed about their own organization's safety performance.
- Model and reward behaviors that advance safety culture, operations, and outcomes.
- Regularly communicate and demonstrate leadership support for the organization's safety goals to all staff.
- Foster psychological safety and a fair and just culture, eliminating fear that staff will be treated unfairly for speaking up about safety events or risks.
- Actively support and facilitate patient and family participation in safety improvement initiatives.
- Allocate adequate resources to support and sustain safety improvement.
- Ensure that their organizations are fulfilling their safety reporting and transparency obligations.
- Are accountable for organizational expectations and results.

## SAFETY CULTURE

A strong safety culture enables an organization to anticipate, detect and mitigate risks to prevent staff and patient harm and to learn from adverse events when they do happen. It is achieved only through the unequivocal commitment of the organization's leadership, a commitment that is modeled consistently and permeates the organization at every level.

Massachusetts Healthcare Safety and Quality Consortium members deliberated extensively on the hallmarks of provider organizations with strong safety cultures and determined that such organizations:

1. Prioritize safety by:
  - Identifying patient and staff safety as a preeminent core value
  - Communicating and demonstrating the primacy of safety through the actions of their leaders
2. Acknowledge the high-risk nature of their organization's work by:
  - Recognizing the potential for human error and its contributing factors, including cognitive biases
  - Anticipating the potential for harm
  - Maintaining a "preoccupation with failure"<sup>52</sup>
3. Strive toward consistently safe operations by:
  - Adopting and adhering to known safety principles
  - Promoting structured and effective communication among team members
  - Proactively addressing structural or systems issues that contribute to errors and events with safety implications
  - Engaging all staff in seeking solutions to patient safety risks and in continuous process improvement to address those risks
  - Committing sufficient resources to support and accelerate safety improvement
4. Foster psychological safety and a fair and just culture by:
  - Acknowledging that ultimate accountability for organizational culture, systems and processes necessary to prevent adverse events or near misses rests with organizational leaders
  - Ensuring that clinicians and staff are trained and supported in carrying out safety protocols and policies, are backed up when they raise safety concerns, and are held to appropriate and proportionate levels of accountability if they engage in unsafe behaviors
  - Instituting programs and incentives to formally recognize and reward transparency and other behaviors that improve safety
5. Put patients first by:
  - Including patient and family representatives in meaningful positions in governance structures
  - Facilitating and encouraging the reporting of adverse events, near misses, and other safety concerns by patients and families, and responding in a timely and appropriate manner with promised follow-up and action
  - Recognizing that patient choice and person-centered care are important values that should be taken into account while maintaining a safe environment for all patients and staff
6. Monitor and learn from their safety performance and progress by:
  - Maintaining robust, efficient systems for assessing risk and supporting continuous improvement that collect, analyze and share feedback on internal reporting of near-misses, adverse events and safety concerns by clinicians, staff, patients and families
  - Regularly assessing and improving safety culture
  - Identifying disparities in safety outcomes among vulnerable patient populations (e.g., race, ethnicity, age, disability, sex, gender, language, and economic factors), and prioritizing and taking steps to promote equity
7. Embrace transparency by:
  - Communicating openly with patients and families and clinicians and staff about safety issues on a routine basis and after an adverse event
  - Regularly sharing patient and staff safety data and analyses with their own governing bodies
  - Complying with mandated safety/quality reporting to regulatory agencies and payers

## GOAL 2: Operations and Engagement



**All provider organizations have systems in place that enable leaders, managers, clinicians, and staff to continuously identify safety issues, resolve problems, integrate their operations with safety strategy and plans, and engage patients and families as partners in the work.**

### WHY THIS IS IMPORTANT

Health care providers in all care settings face persistent and emerging risks to safety. While some provider organizations excel at discrete aspects of safety, few have developed the operational capacity to routinely and proactively identify and address safety risks as they arise and to engage frontline staff and patients in improvement.

To be sustainable, the work of safety improvement must be woven into routine operations and integrated with other organizational priorities such as patient experience, health equity, workforce well-being, and operational effectiveness.

Progress on these interrelated priorities comes together through right-sized Continuous Improvement Systems that remove unnecessary tasks from workflows, promote teamwork and innovation, and activate staff to ‘see and say’ concerns about operations and culture, ‘solve’ problems, and ‘spread’ solutions.

Everyone in a provider organization plays a role in safety<sup>53,54</sup> but needs a shared understanding of safety culture and operations, and the tools and support to contribute. Patients and families also are reliable observers of safety risks who, if effectively engaged by their health care teams, can make important contributions to organizational improvement efforts.

An extensive body of evidence-informed practices for operationalizing safety improvement has been developed over the past two decades. Uptake of these strategies is neither consistent nor widespread, however. Collaborative learning activities through which peer organizations set improvement goals and exchange safety data and strategies have been proven to advance progress among participating organizations.<sup>55</sup>

### CHALLENGES

Integrating safety practices into day-to-day operations represents a new way of thinking about and doing work. This level of change requires careful management and attention and does not come easily, especially in this high-demand environment.

Most clinicians and staff do not come to their roles with strong backgrounds in safety culture and operations.

Informational resources that would allow them to gain the foundation they need to contribute to continuous improvement are not readily available for most roles in health care.

Provider organizations rarely include patient and family representatives in their improvement activities. Successful patient and family engagement requires provider organizations to manage skepticism about the value of these perspectives and find ways to involve participants who represent the diversity of the community.

### STRATEGIES

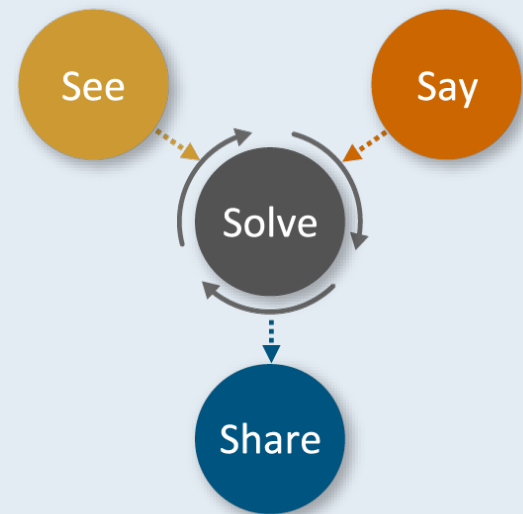
- 2.1** Support provider organizations as they implement appropriately scaled Continuous Improvement Systems within a culture of safety through a coordinated program of education, technical assistance, and experiential learning.
- 2.2** Establish standardized measure sets and self-assessment tools for use by provider organizations across the continuum of care in tracking their own safety outcomes and the effectiveness of their safety processes and structures.
- 2.3** Leverage new technologies, such as automated electronic health records surveillance, to detect and enable a nimble response to safety risks and events, inform improvement work, and reduce future harm.
- 2.4** Strengthen Patient and Family Advisory Councils (PFACs) to foster diverse representation, more patient and family involvement, and deeper partnership with the community on safety improvement.
- 2.5** Establish educational standards on safety for managers, clinicians, and staff in clinical and nonclinical roles.

- 2.6 Create an accessible statewide health care safety curriculum that fosters a shared understanding of fundamental principles and practices across diverse roles and care settings and enables greater engagement in improvement work by all members of the health care workforce.
- 2.7 Advocate for health care safety to be integrated into the curricula of training programs for the health professions.

## WHAT SUCCESS LOOKS LIKE

- All health care provider organizations are learning organizations with appropriately scaled Continuous Improvement Systems that integrate safety with other priorities and allow them to routinely identify and address safety risks and sustain improvement.
- Continuous Improvement Systems are designed to eliminate disparities in safety outcomes based on race, ethnicity, age, disability, sex, gender, and other characteristics.
- Leaders, managers, clinicians, and staff at every level take ownership of the unique roles they play in safety vigilance and improvement, recognize the difference that their participation can make, and have the information and knowledge they need to proactively address safety risks within a culture of safety.
- Provider organizations acknowledge the essential role of patients and families as partners in safety improvement and ensure that they are represented and supported in related institutional activities, with a special focus on encouraging participation by members of underrepresented groups.
- Massachusetts offers a strong array of educational resources and experiential learning opportunities to advance statewide health care safety priorities and goals.

## A CONTINUOUS IMPROVEMENT SYSTEM



An organizing principle for the *Roadmap to Health Care Safety* is that every provider organization has a Continuous Improvement System within a culture of safety. The system needn't be technologically complex; it should be scaled to match the organization's scope and size. The system distills proven strategies into four essential parts to embed safety improvement in the daily cadence of work.

### **See problems: Gather and process information**

Help workforce members spot meaningful safety issues quickly to trigger real-time problem solving.

### **Say something: Connect improvement with culture**

Encourage everyone — including patients and family members — to say something about a safety concern, reinforcing the social norm of open communication characteristic of a culture of safety.

### **Solve problems: Feed the engine of continuous improvement**

Center improvement on standardizing approaches to solving discrete and complex problems and applying them to all operational problems — safety issues first.

### **Share something: Complete the cycle by spreading and learning**

Create channels to share successes and best ideas so peers and other teams can adapt them to fit their operations and spread improvement. Seeing, saying and solving without sharing leads to localized and limited improvement.

## GOAL 3: Patient and Family Support



**All patients and families are engaged and supported to avoid preventable harm in their own care, and receive timely, transparent, and continuing communication and support when things go wrong.**

### WHY THIS IS IMPORTANT

Patient engagement and support can reduce the risk of harm.<sup>56</sup> This is best achieved through a true partnership between patients and their providers that does not shift the ultimate responsibility for safety onto patients. It involves eliciting what matters to patients and families, supporting shared and informed decision-making, and understanding patients' goals and preferences.

Patients and families who experience medical error often suffer long-lasting physical, emotional and financial harms.<sup>57,58</sup> Among the most concerning is a loss of trust by patients in their providers and the health care system in general. This can lead people to avoid health care altogether.<sup>59</sup>

In the aftermath of adverse events or unexpected outcomes, transparent, structured, culturally competent communication and support can improve the well-being of patients, families, and members of the care team alike.<sup>60,61</sup>

### CHALLENGES

Patients and their families seldom communicate with providers about safety in their care for a variety of reasons. One explanation is low public awareness of safety as an ongoing challenge in health care or the role that patients can play in contributing to safety in their own care. Another is general health literacy that has not kept pace with the complexity of the health care system.

Significant structural and cultural barriers also inhibit patients and their representatives from speaking up about safety observations and concerns. Only about half of people report errors to their health care providers, government agencies or others, in large part because they believe it will not do any good. They also worry about offending or causing trouble for providers upon whose care they depend.<sup>62</sup> These barriers are especially pronounced for historically underserved or marginalized populations.<sup>63</sup>

After adverse or traumatic events, open communication by leaders, clinicians and staff is known to significantly alleviate long term emotional harm to patients and families.<sup>64</sup> But effective communication in these circumstances requires great care and skills that few providers have developed.

### STRATEGIES

- 3.1** Raise public awareness of health care safety challenges and initiatives.
- 3.2** Boost health care literacy to enable patients, including members of historically underserved or marginalized communities, to avoid preventable harm in their own care and to participate in the safety improvement work of provider organizations.
- 3.3** Assist patients and families who experience error, harm, or trauma in their care through programs offering culturally competent emotional support and communication, apology, and resolution as appropriate.
- 3.4** Build the skills of health care professionals to communicate openly and effectively with diverse patients and families, especially in instances of medical error or harm.

### WHAT SUCCESS LOOKS LIKE

- Patients and family members are supported in communicating effectively with clinicians and medical staff about their care, including any concerns they might have about safety.
- Clinicians and staff invite, and are prepared to receive and respond to, questions or concerns raised by patients and families.
- Patients and families receive ongoing, culturally competent support and compassion in the aftermath of harm or unexpected care outcomes.
- All provider organizations support in-depth event investigation and analysis after patient harm events and facilitate communication with patients and expedited resolution when appropriate.
- All patient and family engagement and support programs, policies, and resources are planned, developed and carried out in partnership with patients and families, and designed to meet the needs of diverse populations, especially those that face the greatest barriers to participation.

## GOAL 4: Workforce Well-being



All provider organizations strive to eliminate undue workplace stresses and conditions that impact patient safety and the safety and well-being of the workforce, and clinicians and staff have the psychological safety and support they need to continuously engage in safety improvement.

### WHY THIS IS IMPORTANT

Healthy work environments and cultures of safety promote not only the delivery of safe and reliable care but also contribute to workforce safety and well-being. By contrast, workplace stress — from poorly designed workflows, disrespect, unfair treatment, threats or acts of violence or bias — can impede an organization’s ability to continuously improve.

High levels of burnout, characterized by emotional exhaustion, cynicism, and a low sense of personal accomplishment from work,<sup>65,66</sup> have been reported by health care professionals who encounter overwhelming demands exacerbated by insufficient resources and broken or inefficient processes.<sup>67</sup> These and similar conditions contribute to moral injury<sup>68</sup> and depression<sup>69</sup> as well. Patients and families are in turn impacted, which not only reduces satisfaction and confidence in the care experience<sup>70</sup> but increases the risk of medical error.<sup>71,72</sup>

In addition, workplace stress is often a factor when clinicians and staff leave their jobs, intensifying staffing disruptions and shortages that impact safety.<sup>73</sup>

### CHALLENGES

Poorly designed care delivery systems frustrate clinicians and staff and add to their workload. Associated time pressures jeopardize their ability to deliver care in the way they know they should. This, too, is driving valued members of the health care workforce into other roles or professions.

Fear that they will be treated unfairly when things go wrong also impacts workforce burnout and attrition. Personal involvement in serious patient harm events is linked to moral injury symptoms that include, but are not limited to, shame, anxiety, and loss of professional confidence.<sup>74</sup>

Sustainable gains in workforce well-being and retention can be achieved only through advancements in safety culture and operational improvements that emphasize teamwork, problem solving, and the elimination of low value work.<sup>75</sup>

### STRATEGIES

- 4.1 Through provider organizations’ Continuous Improvement Systems, encourage routine clinician and staff observations and contributions to address patient and workforce safety risks including unsafe cultures and ineffective workflows.
- 4.2 Support the development of a fair and just culture and psychological safety within a culture of safety to promote clinician and staff reporting of events and near misses.
- 4.3 Expand programs that offer emotional support, learning, and well-being for clinicians and staff following safety or other traumatic events.
- 4.4 Leverage current national and statewide health care workforce well-being efforts that advance a structured approach to reducing stress, moral injury, burnout, and compassion fatigue.

### WHAT SUCCESS LOOKS LIKE

- Provider organizations actively seek out and implement solutions to workplace conditions that challenge the ability of clinicians and staff to provide safe, quality care.
- Systems are improved in ways that reduce burnout, moral injury, and other workforce concerns, contributing to a more robust health care workforce.
- All provider organizations are committed to an empathetic, fair, equitable and just approach to medical errors.
- Clinicians and staff are aware of and can access resources to help them recover from unexpected, adverse, or traumatic events.

## GOAL 5: Measurement and Transparency



The state's health care safety data systems are optimized and harmonized, and provide timely and useful information about providers' safety performance for providers, policymakers, and the public.

### WHY THIS IS IMPORTANT

In Massachusetts, the narrow view of safety offered by existing data resources constrains our ability to identify and respond to health care safety risks. Efforts to achieve major gains at the state level will be successful only if combined with new approaches to information gathering and management. While information alone is not enough, it is an indispensable driver of improvement.

A more complete view into key aspects of the Massachusetts health care safety landscape will increase provider, policymaker, and public understanding of safety risks and trends and inform public-private investment in improvement. Access to timely, relevant data also will allow patients to make safety-informed decisions in their own care and take part in broader improvement initiatives.

### CHALLENGES

Measurement and transparency in health care safety must proceed from an understanding that no single set of measures will satisfy the needs of every stakeholder and that it is not feasible, or necessary, to measure every aspect of safety.<sup>76</sup>

Current statutory requirements for safety data have evolved independently, contributing to duplication, gaps, and burdens for providers and regulators alike. State, federal, and stakeholder safety reporting systems historically have focused on acute care hospitals, though scrutiny of safety in skilled nursing facilities and ambulatory surgery centers is growing. Little to no safety data is collected from many ambulatory settings that account for a rising share of health care encounters.<sup>77</sup> In addition, state systems that rely on hospitals to report safety events capture only a small fraction of medical harm.<sup>78</sup>

Reliable data on safety outcomes stratified by race, ethnicity, age, disability, sex, gender, and socioeconomic factors also can be hard to come by, thwarting health equity goals.

Few health care safety data systems were designed to meet the public's informational needs. This contributes to low consumer awareness about safety,<sup>79</sup> which, in turn, tamps down support for investments in improvement. Health care providers have resisted increased public transparency citing fear of unfair treatment<sup>80</sup> and

limitations of current safety measures, such as reporting bias and inadequate risk adjustment.<sup>81</sup>

Finally, safety data are not always shared by their owners or custodians, in some cases owing to real or perceived legal impediments.<sup>82</sup> Providers, regulators, and policymakers may therefore be left without the information they need to identify and prioritize safety challenges, support continuous improvement, and, when appropriate, accept or impose accountability.

### STRATEGIES

- 5.1 Develop measure sets for benchmarking health care safety outcomes, processes, and structures in settings across the continuum of care.
- 5.2 Improve state health care safety data systems by streamlining reporting processes, addressing data duplication and gaps, ensuring that data can be stratified by race, ethnicity, and other characteristics, and promoting appropriate data analytics and sharing.
- 5.3 Publish dashboards containing timely, relevant, and actionable information about health care safety outcomes, processes, and structures in settings across the care continuum.
- 5.4 Report annually on the state of health care safety in Massachusetts, assessing progress toward the five *Roadmap to Health Care Safety* goals and identifying opportunities for continuous improvement at the state and provider levels.



## WHAT SUCCESS LOOKS LIKE

- Massachusetts has a coherent approach for collecting, synthesizing, and disseminating timely, actionable information about safety that supports consumer choice and continuous improvement in all health care settings, while minimizing administrative burden, and enables:
  - **Provider organizations** to benchmark their safety processes, structures, and outcomes against peer organizations in support of their internal continuous improvement goals;
  - **Payers** to align incentives with safety priorities and support continuous improvement by providers;
  - **Policymakers, regulators, accreditors** to consistently and reliably identify emerging and persistent trends in safety affecting diverse populations; and
  - **Members of the public** to reduce the risk of harm in their own or family members' care and to contribute to safety improvement more generally.
- All state measure sets adhere to the Principles for Measuring Safety.
- All provider organizations understand and comply with state and federal mandated reporting requirements for health care safety.

## PRINCIPLES FOR MEASURING SAFETY\*

1. Measures focus on information that matters to provider organizations, the public, policymakers, and payers and are dynamic enough to meet stakeholders' evolving informational needs;
2. Measures are designed to support and incentivize improvement while minimizing the possibility of ineffective actions and other unintended consequences that can impede patient care and progress on safety;
3. Measures are evidence-based when possible, but an inability to apply scientific methods should not prevent provider organizations from testing and adopting measures identified through their own experience;
4. Measures capture timely information that reflects current conditions and can be used proactively to prevent harm;
5. Measures exist for settings across the continuum of care and cover the entire trajectory of a patient's health experience;
6. Measures can be used to identify disparities in safety outcomes by key demographic characteristics so as to advance health equity;
7. Measures are appropriately scaled to different care settings, and resource and cost-effectiveness are considered when adding new measures, reducing the burden of measurement;
8. Members of the public are meaningfully engaged in the design of measures alongside providers and other stakeholders, and measures reflect a person-centered approach to care and safety; and
9. Measures and data collection systems continuously evolve and adapt to maintain relevance, reliability and efficiency.

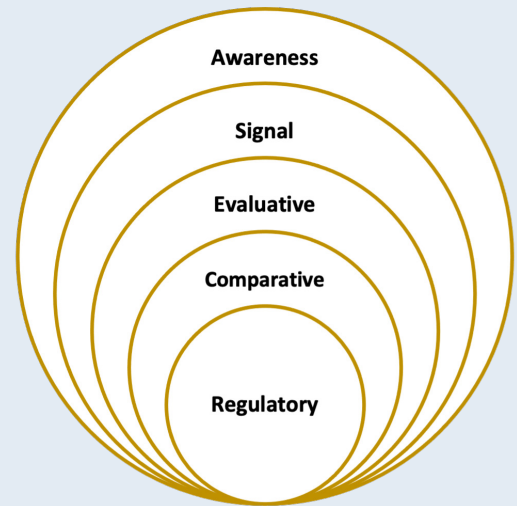
*\*Derived from The Salzburg Statement | Moving Measurement into Action: Global Principles for Measuring Patient Safety (2019).*

**THE ROLE OF TRANSPARENCY IN SAFETY**

Transparency about safety performance — both within and external to a provider organization — can inform and motivate investment and change normative expectations about health care safety.

**TRANSPARENCY CAN SERVE MULTIPLE PURPOSES ...**

- **Awareness:** To inform or educate external audiences about critical safety risks and health care safety in general
- **Signal:** To identify persistent or emerging safety risks at the health care system level
- **Evaluative:** To assess a provider organization’s performance on certain safety metrics at one or more points in time
- **Comparative:** To facilitate benchmarking and other comparisons of peer organizations’ performance on key safety metrics
- **Regulatory:** To enable public agencies to carry out their oversight responsibilities



**... AND MEET THE NEEDS OF MULTIPLE AUDIENCES**

Audience	Purposes	Valuable for:
Patients and public	<ul style="list-style-type: none"> <li>• Awareness</li> <li>• Comparative</li> </ul>	<ul style="list-style-type: none"> <li>• Choosing a provider</li> <li>• Asking informed questions</li> <li>• Contributing to organizations’ safety improvement work</li> </ul>
Payers and liability carriers	<ul style="list-style-type: none"> <li>• Signal</li> <li>• Evaluative</li> <li>• Comparative</li> </ul>	<ul style="list-style-type: none"> <li>• Devising underwriting or incentive programs</li> <li>• Investing in provider education and support activities</li> </ul>
Peer provider organizations	<ul style="list-style-type: none"> <li>• Awareness</li> <li>• Signal</li> <li>• Comparative</li> </ul>	<ul style="list-style-type: none"> <li>• Assessing systemwide risks</li> <li>• Benchmarking</li> <li>• Informing improvement foci</li> </ul>
Regulators and licensing authorities	<ul style="list-style-type: none"> <li>• Signal</li> <li>• Evaluative</li> <li>• Comparative</li> <li>• Regulatory</li> </ul>	<ul style="list-style-type: none"> <li>• Assessing systemwide risks</li> <li>• Benchmarking</li> <li>• Informing improvement foci</li> </ul>
Policymakers	<ul style="list-style-type: none"> <li>• Awareness</li> <li>• Signal</li> </ul>	<ul style="list-style-type: none"> <li>• Assessing systemwide risks</li> <li>• Benchmarking</li> <li>• Informing improvement foci</li> </ul>

### IV. CONCLUSION

The *Roadmap to Health Care Safety for Massachusetts* is an ambitious long-term plan. Its strategies and associated action steps leverage more than two decades of work by state and national health care providers, patient advocates, and other experts dedicated to a safer health care system, and explicitly address the barriers that have hampered progress.

There are no simple or quick fixes. But the *Roadmap* offers new ways of thinking about how continuous improvement can be operationalized within a culture of safety to achieve care that is reliably safe and equitable. Sustained focus and investment in these approaches will accelerate meaningful improvement in outcomes for patients and families and support the health care workforce across the state's continuum of care.

Over the past three years, the COVID-19 pandemic has challenged all who provide and receive health care. Now, there is an opportunity to emerge from these experiences with a shared sense of purpose to improve health care for all.

Massachusetts has a long history of leading the way in solving intractable health policy challenges through multisector collaboration, and is home to unparalleled knowledge and experience on health care safety. Through steadfast progress on the *Roadmap*, Massachusetts will achieve a health care system that routinely and equitably delivers safe, quality care upon which everyone can depend.

## REFERENCES

- Betsy Lehman Center for Patient Safety. *Betsy Lehman's story*. Accessed April 17, 2023. <https://betsylehmancenterma.gov/the-center>
- Brennan TA, Leape LL, Laird NM, et al. Incidence of adverse events and negligence in hospitalized patients. Results of the Harvard Medical Practice Study I. *N Engl J Med*. 1991;324(6):370-376. doi:10.1056/NEJM199102073240604
- Leape LL. Error in medicine. *JAMA*. 1994;272(23):1851-1857. doi:10.1001/jama.1994.03520230061039
- Institute of Medicine (US) Committee on Quality of Health Care in America, Kohn LT, Corrigan JM, Donaldson MS, eds. *To Err is Human: Building a Safer Healthcare System*. Washington (DC): National Academies Press (US); 2000. doi:10.17226/9728
- Schneider EC, Ridgely MS, Khodyakov D, Hunter LE, Predmore Z, Rudin RS. *Patient Safety in the Commonwealth of Massachusetts: Current Status and Opportunities for Improvement*. RAND Corporation. Published 2014. Accessed April 12, 2023. <https://www.betsylehmancenterma.gov/assets/uploads/blc-rand-research-report.pdf>
- Eldridge N, Wang Y, Metersky M, et al. Trends in adverse event rates in hospitalized patients, 2010-2019. *JAMA*. 2022;328(2):173-183. doi:10.1001/jama.2022.9600
- Bates DW, Singh H. Two decades since to err is human: an assessment of progress and emerging priorities in patient safety. *Health Aff*. 2018;37(11):1736-1743. doi:10.1377/hlthaff.2018.0738
- Ibid.
- Lark ME, Kirkpatrick K, Chung KC. Patient safety movement: history and future directions. *J Hand Surg Am*. 2018;43(2):174-178. doi:10.1016/j.jhsa.2017.11.006
- Berwick DM. Constancy of purpose for improving patient safety—missing in action. *N Engl J Med*. 2023;388(2):181-182. doi:10.1056/NEJMe2213567
- Bates DW, Singh H. Two decades since to err is human: an assessment of progress and emerging priorities in patient safety. *Health Aff*. 2018;37(11):1736-1743. doi:10.1377/hlthaff.2018.0738
- James JT. A new, evidence-based estimate of patient harms associated with hospital care. *J Patient Saf*. 2013;9(3):122-128. doi:10.1097/PTS.0b013e3182948a69
- Bates DW, Singh H. Two decades since to err is human: an assessment of progress and emerging priorities in patient safety. *Health Aff*. 2018;37(11):1736-1743. doi:10.1377/hlthaff.2018.0738
- Betsy Lehman Center for Patient Safety. *The Financial and Human Cost of Medical Error and How Massachusetts Can Lead the Way on Patient Safety*. Published June 2019. Accessed April 17, 2023. <https://betsylehmancenterma.gov/assets/uploads/Cost-of-Medical-Error-Report-2019.pdf>
- Prentice JC, Bell SK, Thomas EJ, et al. Association of open communication and the emotional and behavioural impact of medical error on patients and families: state-wide cross-sectional survey. *BMJ Qual Saf*. 2020;29(11):883-894. doi:10.1136/bmjqs-2019-010367
- Bates DW, Levine DM, Salmasian H, et al. The safety of inpatient health care. *N Engl J Med*. 2023;388(2):142-153. doi:10.1056/NEJMsa2206117
- Agency for Healthcare Research and Quality. *2022 National Healthcare Quality and Disparities Report Appendix B. Quality Trends and Disparities Tables*. Published October 2022. 22(23)-0030. Accessed April 17, 2023. <https://www.ahrq.gov/sites/default/files/wysiwyg/research/findings/nhqdr/2022qdr-appendixb.pdf>
- National Academies of Sciences, Engineering, and Medicine; Health and Medicine Division; Board on Population Health and Public Health Practice; Baciu A, Negussie Y, Geller A, et al., eds. *Communities in Action: Pathways to Health Equity*. Washington (DC): National Academies Press (US); January 11, 2017. doi:10.17226/24624.
- Chauhan A, Walton M, Manias E, et al. The safety of health care for ethnic minority patients: a systematic review. *Int J Equity Health*. 2020;19(1):118. doi:10.1186/s12939-020-01223-2
- Diop H, Declercq ER, Liu CL, et al. Trends and inequities in severe maternal morbidity in Massachusetts: A closer look at the last two decades. *PLoS One*. 2022;17(12):e0279161. doi:10.1371/journal.pone.0279161
- Osei-Poku G, Ciesielska N, Iverson R, Meadows A, Diop H, Prentice J. *Racial and Ethnic Inequities in Severe Maternal Morbidity in Massachusetts* [Poster Presentation]. Annual Research Meeting, Academy Health. June 2021. Accessed April 18, 2023. <https://betsylehmancenterma.gov/assets/uploads/1146-Godwin-Osei-Poku.pdf>
- U.S. Bureau of Labor Statistics. *Fact Sheet | Workplace Violence in Healthcare*, 2018. Published April 2020. Accessed April 17, 2023. <https://www.bls.gov/iif/factsheets/workplace-violencehealthcare-2018.htm>
- Massachusetts Health and Hospital Association. *Workplace Violence at Massachusetts Healthcare Facilities: An Untenable Situation & A Call to Protect the Workforce*. Published January 2023. Accessed April 11, 2023. <https://mhalink.informz.net/mhalink/data/images/A%20Call%20to%20Action%20-%20MHA%20Workplace%20Violence%20Report.pdf>
- Davis L, Miner C, Laramie A, Sparer E, Wegman DH. *Moving into the future: promoting safe patient handling for worker and patient safety in Massachusetts hospitals. Report of the Massachusetts Hospital Ergonomics Task Force*. Occupational Health Surveillance Program, Massachusetts Department of Public Health. Published December 2014. Accessed April 13, 2023. <https://www.mass.gov/doc/moving-into-the-future-promoting-safe-patient-handling-for-worker-and-patient-safety-in/download>
- Lapane KL, Dubé CE, Jesdale BM. Worker injuries in nursing homes: is safe patient handling legislation the solution? *J Nurs Home Res Sci*. 2016;2:110-117. doi:10.14283/jnhrs.2016.17
- Osei-Poku GK, Szczerepa O, Potter AA, Malone ME, Fain BA, Prentice JC. Safety trade-offs in home care during COVID-19: A mixed methods study capturing the perspective of frontline workers. *Patient Safety*. 2021;3(3):7-17. doi:10.33940/infection/2021.9.1
- Baker MA, Sands KE, Huang SS, et al. The impact of coronavirus disease 2019 (COVID-19) on healthcare-associated infections. *Clin Infect Dis*. 2022;74(10):1748-1754. doi:10.1093/cid/ciab688
- The Leapfrog Group. *New Hospital Safety Grades from the Leapfrog Group Highlight Pandemic Era Declines in Patient Experience*. May 10, 2022. Accessed April 19, 2023. <https://www.leapfroggroup.org/news-events/new-hospital-safety-grades-leapfrog-group-highlight-pandemic-era-declines-patient>
- Fleisher LA, Schreiber M, Cardo D, Srinivasan A. Health care safety during the pandemic and beyond- building a system that ensures resilience. *N Engl J Med*. 2022;386(7):609-611. doi:10.1056/NEJMp2118285
- Massachusetts Health Policy Commission. *Health Care Workforce Trends and Challenges in the Era of COVID-19: Current Outlook and Policy Considerations for Massachusetts*. Published March 2023. Accessed April 6, 2023. <https://www.mass.gov/doc/health-care-workforce-trends-and-challenges-in-the-era-of-covid-19/download>
- Mitchell BG, Gardner A, Stone PW, Hall L, Pogorzelska-Maziarz M. Hospital staffing and health care-associated infections: a systematic review of the literature. *Jt Comm J Qual Patient Saf*. 2018;44(10):613-622. doi:10.1016/j.jcjq.2018.02.002
- Driscoll A, Grant MJ, Carroll D, et al. The effect of nurse-to-patient ratios on nurse-sensitive patient outcomes in acute specialist units: a systematic review and meta-analysis. *Eur J Cardiovasc Nurs*. 2018;17(1):6-22. doi:10.1177/1474515117721561
- Hall LH, Johnson J, Watt I, Tsipa A, O'Connor DB. Healthcare staff wellbeing, burnout, and patient safety: a systematic review. *PLoS ONE*. 2016;11(7):e0159015. doi:10.1371/journal.pone.0159015
- Loeppke R, Boldrighini J, Bowe J, et al. Interaction of health care worker health and safety and patient health and safety in the US health care system. *JOEM*. 2017;59(8):803-813. doi:10.1097/JOM.0000000000001100
- Carpenter D, Famolaro T, Hassell S, et al. *Patient safety in the home: assessment of issues, challenges, and opportunities*. Institute for Healthcare Improvement. Published August 2017. Accessed April 6, 2023. <https://www.ihl.org/resources/Pages/Publications/Patient-Safety-in-the-Home.aspx>
- Wachter RM. Is ambulatory patient safety just like hospital safety, only without the "stat"? *Ann Intern Med*. 2006;145(7):547-549. doi:10.7326/0003-4819-145-7-200610030-00014
- Bates DW, Singh H. Two decades since to err is human: an assessment of progress and emerging priorities in patient safety. *Health Aff*. 2018;37(11):1736-1743. doi:10.1377/hlthaff.2018.0738
- Schneider EC, Ridgely MS, Khodyakov D, Hunter LE, Predmore Z, Rudin RS. *Patient Safety in the Commonwealth of Massachusetts: Current Status and Opportunities for Improvement*. RAND Corporation. Published 2014. Accessed April 12, 2023. <https://www.betsylehmancenterma.gov/assets/uploads/blc-rand-research-report.pdf>
- Fond M, Volmert A, Levay K, L'Hôte E, Kendall-Taylor N. *Safety Is More than Caring: Mapping the Gaps between Expert, Public, and Health Care Professionals Understandings of Patient Safety*. FrameWorks Institute. Published December 2017. Accessed April 6, 2023. [https://betsylehmancenterma.gov/assets/uploads/FW\\_MapTheGaps\\_Final.pdf](https://betsylehmancenterma.gov/assets/uploads/FW_MapTheGaps_Final.pdf)
- Harvard School of Public Health. *The Public's Views on Medical Error in Massachusetts*. Betsy Lehman Center for Patient Safety and Health Policy Commission. Published December 2014. Accessed April 17, 2023. <https://cdn1.sph.harvard.edu/wp-content/uploads/sites/94/2014/12/MA-Patient-Safety-Report-HORP.pdf>
- Dixon-Woods M. How to improve healthcare improvement—an essay by Mary Dixon-Woods. *BMJ*. 2019;367:l5514. doi:10.1136/bmj.l5514

## REFERENCES, CONTINUED

42. Dixon-Woods M, Bosk CL, Aveling EL, Goeschel CA, Pronovost PJ. Explaining Michigan: developing an ex post theory of a quality improvement program. *Milbank Q*. 2011;89(2):167-205. doi:10.1111/j.1468-0009.2011.00625.x
43. Aveling EL, Martin G, Armstrong N, Banerjee J, Dixon-Woods M. Quality improvement through clinical communities: eight lessons for practice. *J Health Organ Manag*. 2012;26(2):158-174. doi:10.1108/14777261211230754
44. Koutantji M, Davis R, Vincent C, Coulter A. The patient's role in patient safety: engaging patients, their representatives, and health professionals. *Clin Risk*. 2005;11:99-104.
45. Gandhi TK. Now is the time to routinely ask patients about safety. *Jt Comm J Qual Patient Saf*. 2023;49(4):235-236. doi:10.1016/j.jcjq.2023.01.009
46. Thomas TA, Davis FD, Kumar S, Thammasitboon S, Rushton CH. COVID-19 and Moral Distress: A Pediatric Critical Care Survey. *Am J Crit Care*. 2021;30(6):e80-e98. doi:10.4037/ajcc2021999
47. National Steering Committee for Patient Safety. *Safer Together: A National Action Plan to Advance Patient Safety*. Institute for Healthcare Improvement. Published 2020. Accessed April 17, 2023. [www.ihf.org/SafetyActionPlan](http://www.ihf.org/SafetyActionPlan)
48. American College of Healthcare Executives, National Patient Safety Foundation at the Institute of Healthcare Improvement, Lucian Leape Institute. *Leading a Culture of Safety: A Blueprint for Success*. American College of Healthcare Executives. Published 2017. Accessed April 12, 2023. [https://www.osha.gov/sites/default/files/Leading\\_a\\_Culture\\_of\\_Safety-A\\_Blueprint\\_for\\_Success.pdf](https://www.osha.gov/sites/default/files/Leading_a_Culture_of_Safety-A_Blueprint_for_Success.pdf)
49. Schneider EC, Ridgely MS, Khodyakov D, Hunter LE, Predmore Z, Rudin RS. *Patient Safety in the Commonwealth of Massachusetts: Current Status and Opportunities for Improvement*. RAND Corporation. Published 2014. Accessed April 12, 2023. <https://www.betsylehmancenterma.gov/assets/uploads/blc-rand-research-report.pdf>
50. Millar R, Mannion R, Freeman T, Davies HTO. Hospital board oversight of quality and patient safety: a narrative review and synthesis of recent empirical research. *Milbank Q*. 2013;91(4):738-770. doi:10.1111/1468-0009.12032
51. Tsai TC, Jha AK, Gawande AA, Huckman RS, Bloom N, Sadun R. Hospital board and management practices are strongly related to hospital performance on clinical quality metrics. *Health Aff*. 2015;34(8):1304-1311. doi:10.1377/hlthaff.2014.1282
52. Weick KE, Sutcliffe KM. 2015. *Managing the Unexpected* (3rd ed.) New York City, NY: John Wiley & Sons, Inc. doi: 10.1002/9781119175834.
53. Fond M, Volmert A, Levay K, L'Hôte E, Kendall-Taylor N. *Safety Is More than Caring: Mapping the Gaps between Expert, Public, and Health Care Professionals Understandings of Patient Safety*. FrameWorks Institute. Published December 2017. Accessed April 6, 2023. [https://betsylehmancenterma.gov/assets/uploads/FW\\_MapTheGaps\\_Final.pdf](https://betsylehmancenterma.gov/assets/uploads/FW_MapTheGaps_Final.pdf)
54. Ballard KA. Patient safety: a shared responsibility. *Online J Issues Nurs*. 2003;8(3):4. doi:10.3912/OJIN.Vol8No03Man04
55. Wells S, Tamir O, Gray J, Naidoo D, Bekhit M, Goldmann D. Are quality improvement collaboratives effective? A systematic review. *BMJ Qual Saf*. 2018;27(3):226-240. doi:10.1136/bmjqs-2017-006926
56. Sharma AE, Rivadeneira NA, Barr-Walker J, Stern RJ, Johnson AK, Sarkar U. Patient engagement in health care safety: an overview of mixed-quality evidence. *Health Aff*. 2018;37(11):1813-1820. doi: 10.1377/hlthaff.2018.0716
57. Betsy Lehman Center for Patient Safety. *The Financial and Human Cost of Medical Error and How Massachusetts Can Lead the Way on Patient Safety*. Published June 2019. Accessed April 17, 2023. <https://betsylehmancenterma.gov/assets/uploads/Cost-of-Medical-Error-Report-2019.pdf>
58. Ottosen MJ, Sedlock EW, Aigbe AO, Bell SK, Gallagher TH, Thomas EJ. Long-term impacts faced by patients and families after harmful healthcare events. *J Patient Saf*. 2021;17(8):e1145-e1151. doi:10.1097/PTS.0000000000000451
59. Betsy Lehman Center for Patient Safety. *The Financial and Human Cost of Medical Error and How Massachusetts Can Lead the Way on Patient Safety*. Published June 2019. Accessed April 17, 2023. <https://betsylehmancenterma.gov/assets/uploads/Cost-of-Medical-Error-Report-2019.pdf>
60. Mello MM, Kachalia A, Roche S, et al. Outcomes in two Massachusetts hospital systems give reason for optimism about communication-and-resolution programs. *Health Aff*. 2017;36(10):1795-1803. doi:10.1377/hlthaff.2017.0320
61. Bell SK, Etchegaray JM, Gaufberg E, et al. A multi-stakeholder consensus-driven research agenda for better understanding and supporting the emotional impact of harmful events on patients and families. *Jt Comm J Qual Patient Saf*. 2018;44(7):424-435. doi:10.1016/j.jcjq.2018.03.007
62. Harvard School of Public Health. *The Public's Views on Medical Error in Massachusetts*. Betsy Lehman Center for Patient Safety and Health Policy Commission. Published December 2014. Accessed April 17, 2023. <https://cdn1.sph.harvard.edu/wp-content/uploads/sites/94/2014/12/MA-Patient-Safety-Report-HORP.pdf>
63. Cheraghi-Sohi S, Panagioti M, Daker-White G, et al. Patient safety in marginalised groups: a narrative scoping review. *Int J Equity Health*. 2020;19(1):26. doi: 10.1186/s12939-019-1103-2
64. Prentice JC, Bell SK, Thomas EJ, et al. Association of open communication and the emotional and behavioural impact of medical error on patients and families: state-wide cross-sectional survey. *BMJ Qual Saf*. 2020;29(11):883-894. doi:10.1136/bmjqs-2019-010367
65. Reith TP. Burnout in United States healthcare professionals: a narrative review. *Cureus*. 2018;10(12):e3681. doi:10.7759/cureus.3681
66. Jha AK, Iliff AR, Chaoui AA, Defossez S, Bombaugh MC, Miller YR. *A crisis in health care: a call to action on physician burnout*. Massachusetts Medical Society, Massachusetts Health and Hospital Association, Harvard T.H. Chan School of Public Health, Harvard Global Health Institute. Published 2019. Accessed April 17, 2023. <https://www.massmed.org/Publications/Research,-Studies,-and-Reports/Physician-Burnout-Report-2018/>
67. National Academies of Sciences, Engineering, and Medicine; National Academy of Medicine; Committee on Systems Approaches to Improve Patient Care by Supporting Clinician Well-Being *Taking Action Against Clinician Burnout: A Systems Approach to Professional Well-Being*. Washington (DC): National Academies Press. Published October 23, 2019. Accessed April 17, 2023. <https://doi.org/10.17226/25521>
68. Jha AK, Iliff AR, Chaoui AA, Defossez S, Bombaugh MC, Miller YR. *A crisis in health care: a call to action on physician burnout*. Massachusetts Medical Society, Massachusetts Health and Hospital Association, Harvard T.H. Chan School of Public Health, Harvard Global Health Institute. Published 2019. Accessed April 17, 2023. <https://www.massmed.org/Publications/Research,-Studies,-and-Reports/Physician-Burnout-Report-2018/>
69. Fond G, Fernandes S, Lucas G, Greenberg N, Boyer L. Depression in healthcare workers: Results from the nationwide AMADEUS survey. *Int J Nurs Stud*. 2022;135:104328. doi:10.1016/j.ijnurstu.2022.104328.
70. Profit J, Sharek PJ, Amspoker AB, et al. Burnout in the NICU setting and its relation to safety culture. *BMJ Qual Saf*. 2014;23(10):806-813. doi:10.1136/bmjqs-2014-002831
71. Garcia CL, Abreu LC, Ramos JLS, et al. Influence of burnout on patient safety: systematic review and meta-analysis. *Medicina*. 2019;55(9):553. doi:10.3390/medicina55090553
72. Tawfik DS, Profit J, Morgenthaler TI, et al. Physician burnout, well-being, and work unit safety grades in relationship to reported medical errors. *Mayo Clin Proc*. 2018;93(11):1571-1580. doi:10.1016/j.mayocp.2018.05.014
73. Massachusetts Health Policy Commission. *Health Care Workforce Trends and Challenges in the Era of COVID-19: Current Outlook and Policy Considerations for Massachusetts*. Published March 2023. Accessed April 6, 2023. <https://www.mass.gov/doc/health-care-workforce-trends-and-challenges-in-the-era-of-covid-19/download>
74. Stovall M, Hansen L, van Ryn M. A critical review: moral injury in nurses in the aftermath of a patient safety incident. *J Nurs Scholarsh*. 2020;52(3):320-328. doi:10.1111/jnu.12551
75. Shanafelt TD, Noseworthy JH. Executive leadership and physician well-being: nine organizational strategies to promote engagement and reduce burnout. *Mayo Clin Proc*. 2017;92(1):129-146. doi:10.1016/j.mayocp.2016.10.004
76. Deshpande JK, Green A, Schellhase DE. Measuring what really matters in patient safety. *Curr Treat Options Peds*. 2015;1:286-297. doi:10.1007/s40746-015-0036-2
77. Panagioti M, Khan K, Keers RN, et al. Prevalence, severity, and nature of preventable patient harm across medical care settings: systematic review and meta-analysis. *BMJ*. 2019;366:14185. doi:10.1136/bmj.14185
78. Office of Inspector General. *Few Adverse Events in Hospitals Were Reported to State Adverse Event Reporting Systems*. U.S. Department of Health and Human Services. Published July 19, 2012. OEI-06-09-00092. Accessed April 10, 2023. <https://oig.hhs.gov/oei/reports/oei-06-09-00092.pdf>
79. Harvard School of Public Health. *The Public's Views on Medical Error in Massachusetts*. Betsy Lehman Center for Patient Safety and Health Policy Commission. Published December 2014. Accessed April 17, 2023. <https://cdn1.sph.harvard.edu/wp-content/uploads/sites/94/2014/12/MA-Patient-Safety-Report-HORP.pdf>
80. National Patient Safety Foundation's Lucian Leape Institute. *Shining a light: Safer health care through transparency*. Published 2015. Accessed April 20, 2023. <https://www.ihf.org/resources/Pages/Publications/Shining-a-Light-Safer-Health-Care-Through-Transparency.aspx>
81. Weintraub WS, Garratt KN. Challenges in Risk Adjustment for Hospital and Provider Outcomes Assessment. *Circulation*. 2017;135(4):317-319. doi:10.1161/CIRCULATIONAHA.116.025653
82. Rao P, Fischer SH, Vaiana ME, Taylor EA. Barriers to Price and Quality Transparency in Health Care Markets. *Rand Health Q*. 2022;9(3):1. <https://www.ncbi.nlm.nih.gov/pmc/articles/PMC9242565/>

APPENDIX I: GLOSSARY OF TERMS

TERM	DEFINITION
Adverse event	An injury to a patient resulting from a medical intervention and not the underlying condition of the patient that requires additional care or leads to temporary or permanent physical or emotional impairment (M.G.L. c. 12C §15(a)); can also be referred to as safety outcomes (Greenberg et al., 2009). Examples include prescription and medication dosing errors, healthcare-associated infections, and retained foreign objects, among others (Bates et al., 2023).
Burnout	A syndrome characterized by a high degree of emotional exhaustion and depersonalization (i.e., cynicism), and a low sense of personal accomplishment at work (National Academies of Medicine, 2019).
Communication and Resolution Program (CRP)	Program that enables health professionals, health care facilities, and liability insurers to communicate openly with patients and families about adverse events, investigate their causes, explain what happened, apologize, and offer compensation if substandard care caused patient harm (Mello, et al., 2017).
Compassion fatigue	“A state of exhaustion and dysfunction — biologically, physically, and socially — as a result of prolonged exposure to compassion stress and all that it evokes” (Figley, 1995).
Harm	An impairment of structure or function of the body and/or any deleterious effect arising therefrom, including disease, injury, suffering, disability, and death. Harm may be physical, social, or psychological, and either temporary or permanent (AHRQ, 2019).
Health care provider	An individual, licensed health professional who provides clinical health care services to patients, including but not limited to physicians, advanced practice clinicians, nurses, dentists, and pharmacists.
Health care safety	Enabling conditions that foster safe practices, prevent harm to patients and members of the health care workforce, and eliminate disparities in safety outcomes related to race, ethnicity, age, disability, sex, gender, economic status, language spoken and other characteristics (Massachusetts Healthcare Safety and Quality Consortium, 2023).
Health equity	Achieving “the highest level of health for all people, where everyone has a fair and just opportunity to attain their optimal health regardless of race, ethnicity, disability, sexual orientation, gender identity, socioeconomic status, geography, preferred language, or other factors that affect access to care and health outcomes” (CMS, 2022).
Just culture	“A culture that recognizes that individual practitioners should not be held accountable for system failings over which they have no control. A just culture also recognizes that many individual or “active” errors represent predictable interactions between human operators and the systems in which they work. However, in contrast to a culture that touts “no blame” as its governing principle, a just culture does not tolerate blameworthy behavior such as conscious disregard of clear risks to patients or gross misconduct (e.g., falsifying a record, performing professional duties while intoxicated)” (American College of Healthcare Executives and IHI, 2017).
Leader	“Any individual in a leadership role within [a health care provider] organization, regardless of job title” (National Steering Committee for Patient Safety, 2020).
Learning collaborative	Shared learning teams formed by organizations to achieve sustainable change within a specific topic area and implement changes that lead to lasting improvement (IHI, 2019).
Learning system/learning health system	A health system in which internal data and experience are systematically integrated with external evidence, and that knowledge is put into practice. The system continuously improves through a systematic and continued effort to improve patient care and quality (AHRQ, 2019).
Medical error	An act of commission or omission leading to an undesirable outcome or significant potential for such an outcome (AHRQ, 2019); defined in state law as “the failure of medical management of a planned action to be completed as intended or the use of a wrong plan to achieve an outcome” (M.G.L. c. 12C §15(a)).
Moral injury	“A deep sense of transgression including feelings of shame, grief, meaninglessness, and remorse from having violated core moral beliefs” (Brock and Letitini, 2012).
Near miss	Any event that could have had adverse consequences but did not and was indistinguishable from fully fledged adverse events in all but outcome (AHRQ, 2019).
Patients and families	People seeking or receiving health care services and their family members who participate in their care, including other caregivers who have a close relationship with a patient and play a supporting role in that person’s interactions with health care providers (IHI, 2020).
Patient and family engagement	Combines patients and families’ health care knowledge and skills with activities designed to increase knowledge, skills, and ability to contribute and interact in their own care (James, 2013).
Patient safety	The avoidance, prevention and amelioration of adverse outcomes or injuries stemming from the processes of health care. These events include “errors,” “deviations,” and “accidents.” Safety emerges from the interaction of the components of the system; it does not reside in a person, device, or department. Improving safety depends on learning how safety emerges from the interactions of the components (NPSF, 2000); also defined as “freedom from accidental injury” (M.G.L. c. 12C §15(a)).
Payers	Organizations in the health care industry that determine rates, collect payments, and process and pay claims. Payers may include health plans or government entities like Medicare and Medicaid (Collective Medical, 2023).

APPENDIX I: GLOSSARY OF TERMS, CONTINUED

TERM	DEFINITION
Preventable harm	Injury that is avoidable unless the intervention would not be considered standard of care (AHRQ, 2019).
Provider organization	A licensed entity of any size that delivers healthcare services to patients, including but not limited to hospitals, ambulatory surgery centers, community health centers, long-term care facilities, home health agencies, and independent or solo health care practices.
Psychological safety	A component of safety culture where individuals believe that speaking up about concerns will not result in negative consequences. Health care teams with psychological safety help each member to feel accepted and respected (AHRQ, 2019).
Quality	The degree to which health services for individuals and populations increase the likelihood of desired health outcomes and are consistent with current professional knowledge (Mitchell, 2008).
Safety and quality improvement	The framework to systematically improve the ways care is delivered to patients; continuous efforts to achieve stable and predictable results/to reduce process variation and improve the outcomes of these processes both for patients and the healthcare organization and system (CMS, 2021).
Safety culture	“The extent to which an organization’s culture supports and promotes patient [and workforce] safety. It refers to the values, beliefs, and norms that are shared by healthcare practitioners and other staff throughout the organization that influence their actions and behaviors” (AHRQ, 2022).
Safety reporting systems	Systems, both voluntary and mandated, that require reporting of medical errors or patient harm events to governmental agencies, health organization leadership, or other entities. This may include but is not limited to federal or state-mandated reporting of errors, institutional-level reporting of errors by providers or care teams, or voluntary patient or family error reporting systems.
Transparency	Health care information — including safety outcomes, quality reporting, consumer experience and more — is provided in an accessible and understandable way. This includes transparency at the individual patient level as well as the wider organizational level, for example with publicly reported data to national agencies (AHRQ, 2019).
Well-being	A combination of physical, mental, emotional, and environmental factors that lead clinicians and providers to feeling a sense of meaning and engagement in their work while also feeling satisfied and fulfilled (Mehta et al., 2021).
Workforce	Health professionals and all other workers employed in health service or other related occupations, including but not limited to clinicians, administrators, medical records personnel, and laboratory assistants (National Academy of Medicine, 2022).
Workforce safety	“Health care workforce safety refers to freedom from both physical and psychological harm for all those who work with patients as well as those who oversee or provide non-clinical support for those who work with patients” (American College of Healthcare Executives and IHI, 2017).

APPENDIX II: CONTINUOUS IMPROVEMENT SYSTEM

BALANCING THE HUMAN AND OPERATIONAL DRIVERS OF HEALTH CARE SAFETY

The *Roadmap to Safety* strategies for provider organizations are presented through a strategic leadership approach that balances human dimensions of leadership and positive safety culture with operational dimensions of measurement and delivery systems. A Continuous Improvement System functionally engages both of these dimensions. For most organizations, this will represent a novel way of thinking about and doing their work.

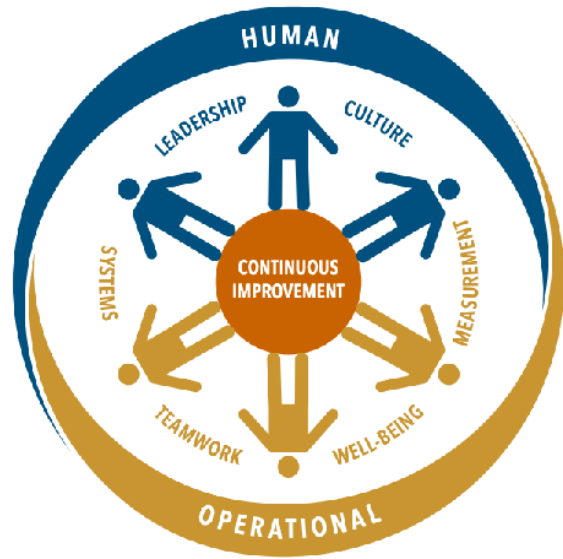
A simultaneous, balanced focus on the human and operational drivers is necessary to become a high-functioning organization that reliably meets safety goals while advancing other priorities like equity, patient experience, workforce retention, financial health, and operational excellence.

To fully establish and sustain a safety culture, this model must be linked with other embedding mechanisms, including:

- what leaders pay attention to, measure, and control regularly;
- how leaders react to crises;
- how they allocate resources;
- their methods for deliberate role modeling, teaching, and coaching;
- how they allocate rewards and status;
- and how they recruit, promote, select, and let go of staff.

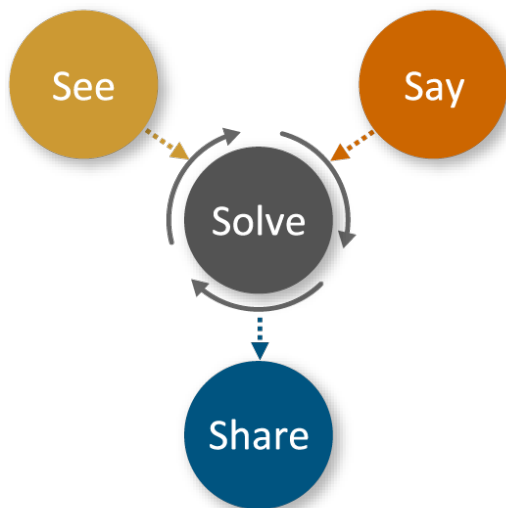
This approach is applicable to health care settings ranging from large, highly complex provider organizations to smaller, less complex provider organizations across the continuum of health care.

The Human and Operational Drivers of Health Care Safety



WHAT IS A CONTINUOUS IMPROVEMENT SYSTEM?

An organizing principle for the *Roadmap to Health Care Safety* is that every provider organization has a “Continuous Improvement System” within a culture of safety. This system reduces many approaches that providers have learned through trying different improvement strategies into four essential parts to embed and sustain safety improvement in the daily cadence of work: seeing information vital for improving safety, saying something about it, solving problems, and sharing learning. The system need not be technologically complex; it can be scaled to match the organization’s scope and size. Doing continuous improvement through this whole-of-organization approach will be a novel way of thinking for most providers.



**Solving Problems: The Engine of Continuous Improvement**

Solving safety problems is at the heart of this process. Organizational improvement is short-lived without a systematic approach to solving discrete and complex problems. Continuous improvement is centered on solving discrete and complex problems, standardizing the approach, and applying it to all operational problems while putting safety first.

**Seeing Problems: Gathering and Processing Information**

Information about problems has limited value unless it gets into the hands of managers and strategic leaders who can exercise problem-solving. Organizations must help staff and managers see meaningful safety information quickly, allowing it to trigger real-time problem solving.

**Saying Something: Connecting Improvement with Culture**

Safety performance flourishes when the culture encourages speaking up without fear of being ignored or experiencing repercussions. If a staff member, patient, or family member sees a safety concern, they should be able to easily say something about it, and managers and leaders should be receptive to hearing it and triggering problem solving. This reinforces the social norm of open communication characteristic of a culture of safety.

**Sharing Something: Completing the Improvement Cycle by Spreading, Learning and Celebrating**

Seeing, saying, and solving are vital movements toward high-performance safety, but practicing these actions alone leads to localized and limited improvement. Organizations must incorporate solutions into daily work and create channels and modes to share successes and best ideas, allowing other teams to adapt those ideas to fit their operations and spread improvement. The culture of improvement is reinforced by recognizing and celebrating staff, patients and families who raised an issue.



## APPENDIX II: CONTINUOUS IMPROVEMENT SYSTEM, CONTINUED

### RATIONALE FOR A CONTINUOUS IMPROVEMENT SYSTEM

Health care, whether at the level of individual, organization, or system, is complex and adaptive. Many safety challenges need to be solved at the level of an organization or the broader system — not at the level of individual clinicians or service lines. Yet quality improvement is often done through one-off projects, root cause analysis of an event, plan-do-study-act sprints to test a new way of doing things, and corrective action plans. These are tactics with specific use cases and do not embed and sustain change. The focus must be on organizational strengthening and learning from positive deviance.

While health care has made some localized and limited progress to improve patient safety in the last two decades, experts agree that the movement generated by the Institute of Medicine report “To Err is Human” has either plateaued or stalled. A fresh approach is necessary, one that disrupts the entire organization’s culture, eschewing the common approaches of siloed subject matter experts and projects with limited results. The *Roadmap* proposes a continuous improvement systems approach that:

- is not based on episodic or isolated projects or events, but based on a daily experience for every person that includes seeing, saying, solving, and sharing. In this fresh approach, organizations design structures and systems to make improvement via every person every day everywhere.
- is not only a program to support measuring current safety performance, but is a strategy that includes programming, interventions, and high-priority funding.
- is not only a line in the operational budget, but an item for regular annual capital investment.
- is not led and managed by a limited number of highly specialized experts, but is influenced and driven by every person in the organization who manages or influences others.
- is not slow to analyze data for timprovement, but is nimble, getting potential problems placed at the appropriate level in the organization daily. Rather than just conducting a safety huddle, safety information travels via linked and aligned regular, often daily, meetings.
- is not slow to change, but rapidly tests changes to standards. The fresh approach to continuous improvement adds a layer of agility to test changes broadly, enabling accelerated spread of positive changes.
- is not limited by subject matter expertise, but engages everyone in the organization to participate in seeing, saying, solving, and sharing. It shifts the need for just safety expertise, adding necessary competency for managing continuous improvement: a change that has performance payback across the spectrum of organizational operations.
- is not just permeating clinical operational interfaces, but extends beyond them to every operation. If a revenue cycle manager can generate sustainable improvement in their operation, they become highly valuable for all improvement, including clinical safety. By knowing how to make continuous improvement, managers can improve safety, quality, engagement, and productivity.
- is not just focused on safety improvement, but is applied across the board to all operational improvement, making safety improvement as normal as improving productivity or reducing costs.
- is not vague or abstract in its terms and principles, but concrete and structures. For example, most know that teamwork is required to improve safety, but current structures rarely reinforce positive team dynamics and effectiveness. This fresh approach structures work units into teams using the classical definition: a small group with complementary skills, committed to a common purpose, approach, and goals, all of which they hold themselves accountable for.
- is not rigidly limited to historical areas for patient safety improvement, but through strategic intervention considers emerging and novel factors. Instead of focusing on falls and infections alone, this fresh approach is curious about how to improve patient and family communication, employee well-being, health care inequities, and other developing factors.

A Continuous Improvement System breaks down silos by integrating patient and workforce safety with other organizational priorities including caring for the workforce, financial success, health equity, patient experience and patient engagement. For many organizations, this will represent a novel way of thinking about their work. Critically, it brings to life a unified strategic leadership approach that balances *human* aspects of leadership and positive safety culture with *operational* aspects of measurement and continuous improvement.

Interlinking the human and operational drivers of organizational safety improvement embeds safety in the culture and the day-to-day work of clinicians and staff throughout the organization. A Continuous Improvement System helps provider organizations advance safety culture and make safety their operational norm. Strategic leaders can use the rhythm and structure of the Continuous Improvement System to practice safety culture embedding mechanisms, especially positive leadership approaches. With this system:

- The organization’s managers use leadership to promote safety as the top priority.
- The common core system elements enable the organization to see and solve safety problems.
- The system is operationalized on the frontlines of care, engaging clinical/nonclinical staff and patients/families in problem solving.
- Ownership and responsibility for safety are decentralized — everyone plays a role.
- Executives and managers, from senior to frontline, are fully accountable for safety performance and designing safety and continuous improvement systems. They are also accountable for ensuring that the system provides strong feedback loops across the organization.
- Executives, managers, and staff commit to safety improvement that is a continuous process and recognize that the work is never done.

The model is scalable to organizations large and small and at every level of complexity across the care continuum.

- Smaller, less complex organizations (e.g., clinician-owned office practices, independent nursing homes, smaller ambulatory surgery centers or clinics) will need less formal, lower tech systems and processes.
- More complex organizations (e.g., hospitals of any size, community health centers or multi-specialty practices or clinics) may need more formal systems and processes for gathering and sharing information about safety risks and improvement strategies across multiple units or locations.

APPENDIX II: CONTINUOUS IMPROVEMENT SYSTEM, CONTINUED

ELEMENT DESCRIPTIONS AND OUTCOMES

CORE ELEMENT	DESCRIPTION AND OUTCOME
<p><b>Solving Problems</b></p>	<p>Solving problems is the central engine of continuous improvement. The range of activities in this element spans ongoing analysis, right-fit problem-solving methods, implementing sustained changes, and assessing solution efficacy. The three general problem-solving methods are simple improvements, basic problem-solving, and complex problem-solving. Problem-solving methods are rooted in finding root causes, not simply containing the effects of a problem. Problem solving structures have roles for patients and families, clinical and non-clinical staff, and leadership.</p> <p>Outcome: Where feasible, teams are working on solving real-time problems daily. Over time, teams develop problem-solving “muscle memory.” Teams prioritize problems that are strongly impacting safety performance.</p>
<p><b>Seeing Problems</b></p>	<p>Seeing problems casts a wide and fine net to gather safety information into problem-solving processes. It encapsulates an organization’s ability and capacity to continuously take in safety information from various sources and channels to identify problems that can directly or indirectly impact safety and quality.</p> <p>Outcome: Safety problem information exists and can be collected throughout the organization. Channels to escalate and de-escalate safety information, ensuring it moves into the organization’s problem-solving engine. Teams feed active or potential safety information into their problem-solving processes daily.</p>
<p><b>Saying Something</b></p>	<p>Saying something engages people to speak up when they observe potential, ongoing, or historical risks, hazards, concerns, or problems. This element interlocks a human interface with the operational processes for seeing and solving problems.</p> <p>Many staff members, patients, and families are reticent to say something about their safety observations. Thus, organizations must create fluid channels that allow safety information — events, incidents, near-misses, and problems — to flow without structural or psychological resistance. These channels operate through a general culture of safety that leadership enables.</p> <p>Outcomes: Rhythmic cadences for these touchpoints that encourage saying something, so the organization learns that saying something is not an episodic action. Standardized patterns — times, formats, signals, and triggers — that give the organization and its patients and families confidence that saying something will lead to solving and sharing something.</p>
<p><b>Sharing Something</b></p>	<p>Sharing something completes the improvement cycle by spreading improved practices and completing a learning process. It involves the ability and capacity to spread successful safety improvement practices across organizational units and sites of more-complex organizations. Utilizing change management principles, organizational learning emerges as teams share their best ideas.</p> <p>Outcomes: Solutions to problems shape best ideas that others can use as patterns for improvement. Best ideas are cause for celebrations. Widespread standardization across shared processes enables the organization to focus on creative problem-solving using novel ideas and innovation.</p>

Learn more at [BetsyLehmanCenterMA.gov/Roadmap](https://BetsyLehmanCenterMA.gov/Roadmap)